



You will also need 12 Half 4-patches.





I used the easy angle ruler to make my angles.

For each half 4-patch: Cut a 2" green square from your green garden path strips.

For the yellow triangles – put 2 – 2" yellow strips right sides together. Cut a triangle from strip set. Make a straight edge down the left side of the strip and line up the EZ angle ruler on the 2" measurement, cut across the angle, turn the ruler and cut another matching set –black point down. This one will leave the edge straight. This gives you 2 pairs. You need one pair per half 4 patches.

Sew triangles to the square like the top picture.



You can cut a yellow $2\frac{3}{8}$ " square and cut diagonally once for the angle if you prefer. But this will give you bias edges on the outside edge. Don't stretch it!